CONCEPT MAP

ACID-BASE TITRATIONS

Titrations have wide applications in food industry, medical field as well as in automotive industry. In medical, it is used to determine proper concentration of anaesthetics and to measure glucose level in the blood. In automotive, it is used during production of biodiesel fuel.

Class XI

Titration Curves

Weak acid-Weak base

In the titration of CH_3COOH with NH_4OH the pH at the equivalence point lies between 6.5-7.5 but no sharp change in pH is observed in these titrations. Thus, no simple indicator can be used for the detection of the equivalence point.

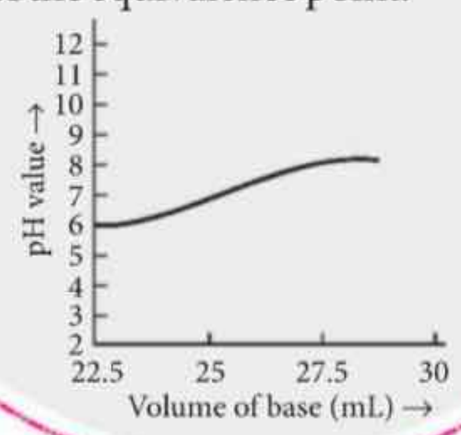

Strong acid-Strong base

In the titration of HCl with NaOH , the equivalence point lies in the pH range of 4-10. Thus, methyl orange (pH range 3.2-4.5), methyl red (pH rang 4.2-6.3) and phenolphthalein (pH ran 8.3-10) will be the suitable indicators.

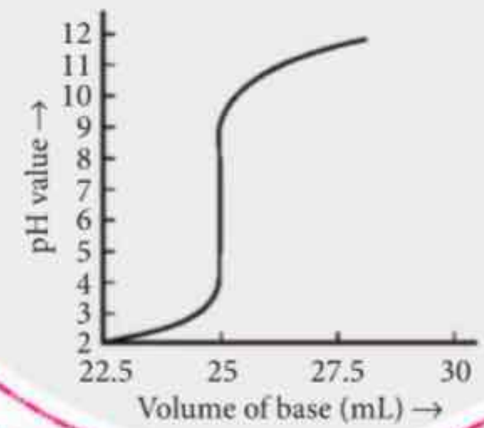

Weak acid-Strong base

In the titration of CH_3COOH with NaOH, the equivalence point lies between the pH range 7.5-10. Hence, phenolphthalein (pH range 8.3-10) will be the suitable indicator.

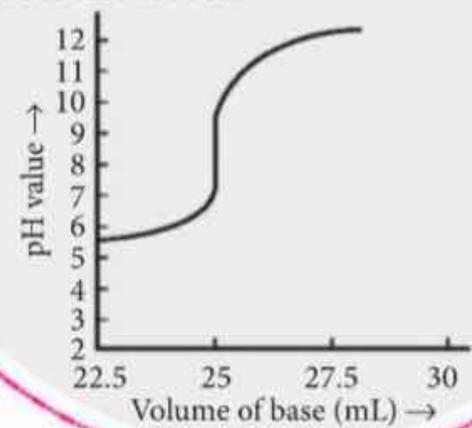

Strong acid-Weak base

In the titration of HCl with NH_4OH, the pH at equivalence point lies between the pH range 4-6.5.Thus, methyl orange (pH range 3.1-4.4) or methyl red (pH range 4.2-6.3) will be the suitable indicators.

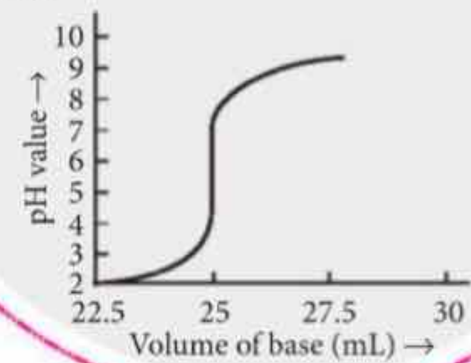

Importa Terms

- *Titration* is the measurement of the volume of a solution of one reactant that is required to react completely with a measured amount of anot reactant.
- The solution which is to be titrated is called *titrate*.
- The solution with which the titration is to be done is called the *titrant*.
- The substance usually added into the solution taken in the titration flask to detect the equivalence point is called an *indicator*. The *equivalence p* is the ideal point for the completion of titration, *i.e.*, it is the exact point in a titration when moles of one titrant becomes equal to the moles of substance being titrated.
- The *end point* is the point at which the indicator just changes its colour. End point indicates that equivalence point has been reached.
- The point at which there is a sudden change in pH when a very small amount of the titrant is added to the titrate is called *point of inflection*.
- The curve between pH values of the solution and the volume of titrant added as the titration proceeds is called a *titration curve*.
- The determination of concentration of bases by titration with a standard acid is called *acidimetry*.
- The determination of concentration of acids by titration with a standard base is called *alkalimetry*.

Types of Indicators

- *Self indicator* : A substance is said to be self indicator if it itself acts as an indicator in titration *e.g.*, potassium permanganate ($KMnO_4$) and ox acid $(COOH)_2$.
- *External indicator* : In some redox titrations, the end point is detected with the help of a substance which is not added to the solution being titra but used outside the titrating system, *e.g.*, potassium ferricyanide.
- *Internal indicator* : The substance or reagents which are added to the solution in the conical flask or beaker during the titration to find out the point, *e.g.*, phenolphthalein, methyl orange, starch solution, etc.

EXTRACTION OF SOME METALS

Class XII

CONCEPT MAP

Technological development for extraction of metals from low grade ores is an emerging and important area due to depletion of high grade ore resources. Hydrometallurgy, in principle, can provide viable technical options for processing lean ores.

Iron (Fe)

(Pig iron)

- **Concentration :** The crushed ore is oncentrated by gravity separation and oth floatation process (for sulphide ores).

Calcination : Ore is heated strongly in the esence of a limited supply of air in a everberatory furnace. Sulphide ores are roasted to their oxides.

- **Smelting :** Calcined ore is smelted in a blast furnace.

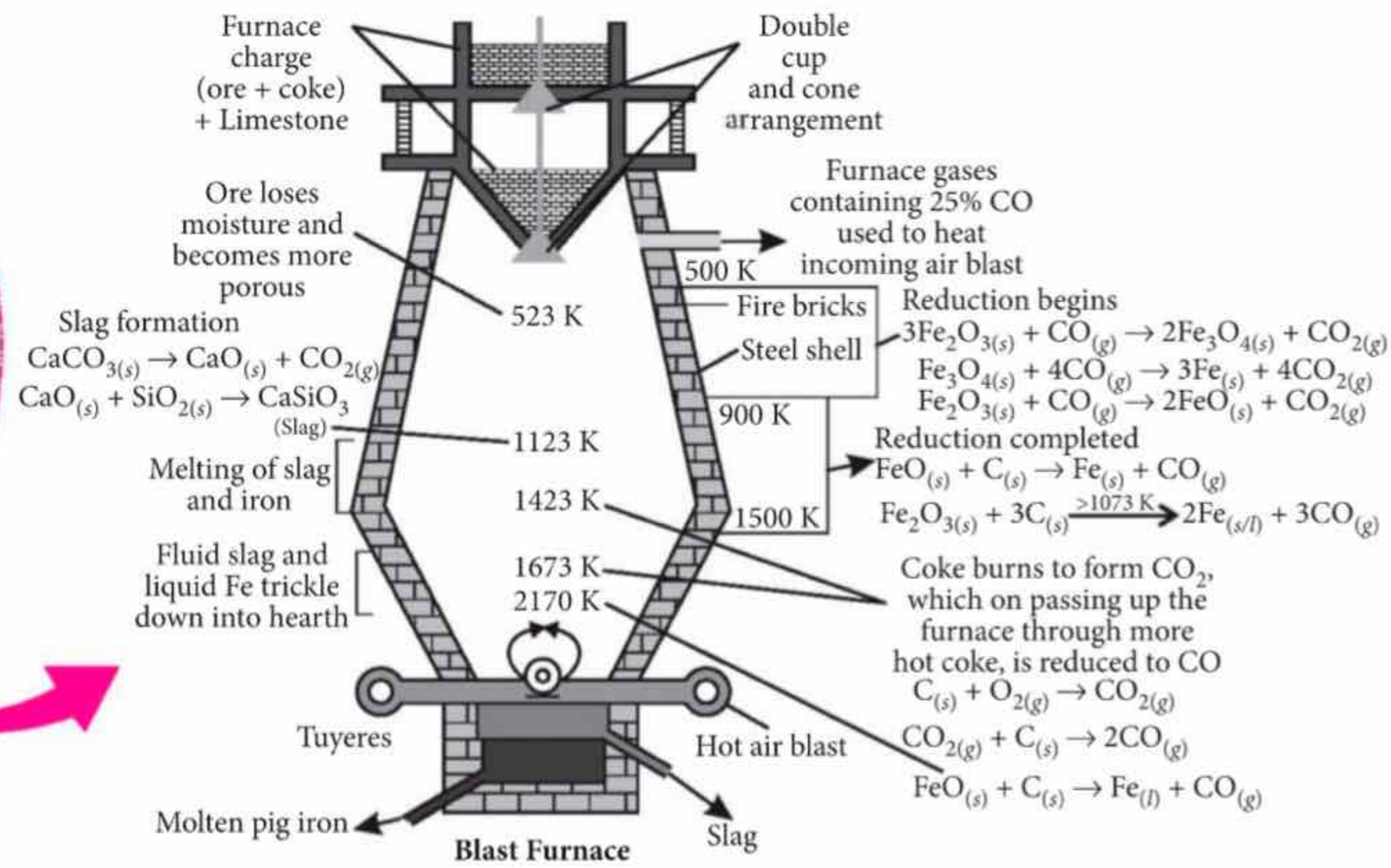

Sodium (Na)

(Down's process)

- The oxides of highly electropositive metals like Na, K, Mg, Al requires very high emperature for reduction.

These metals are extracted by the electrolysis of their ides, hydroxides or chlorides in fused state.

A small amount of some other salt is added to lower e fusion temperature or to increase the conductivity r both.

- Electrolysis of fused mixture of NaCl and $CaCl_2$:

Cathode: $Na^+ + e^- \rightarrow Na_{(l)}$

Anode: $Cl^- \rightarrow \frac{1}{2}Cl_{2(g)} + e^-$

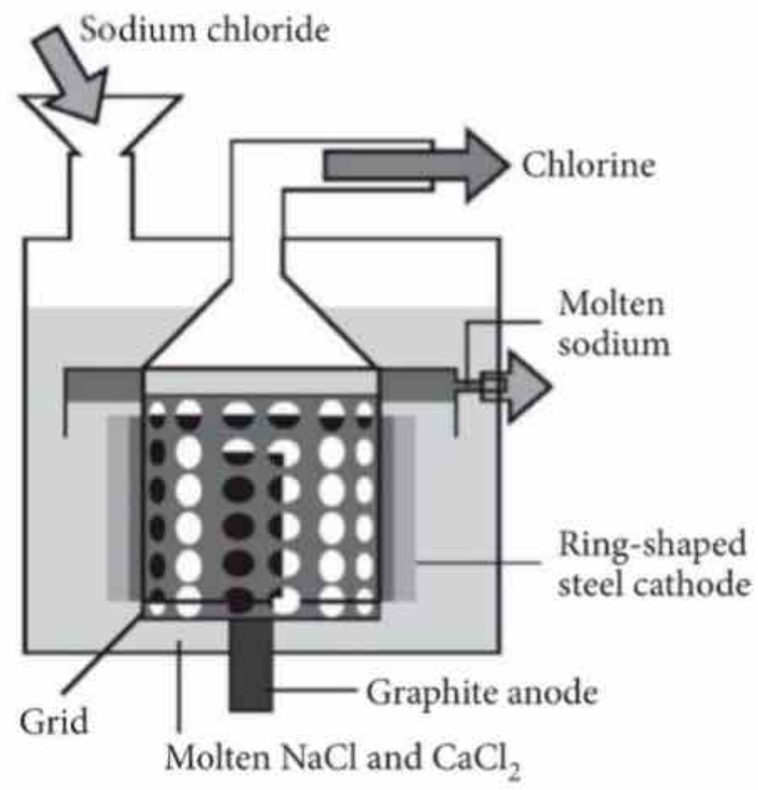

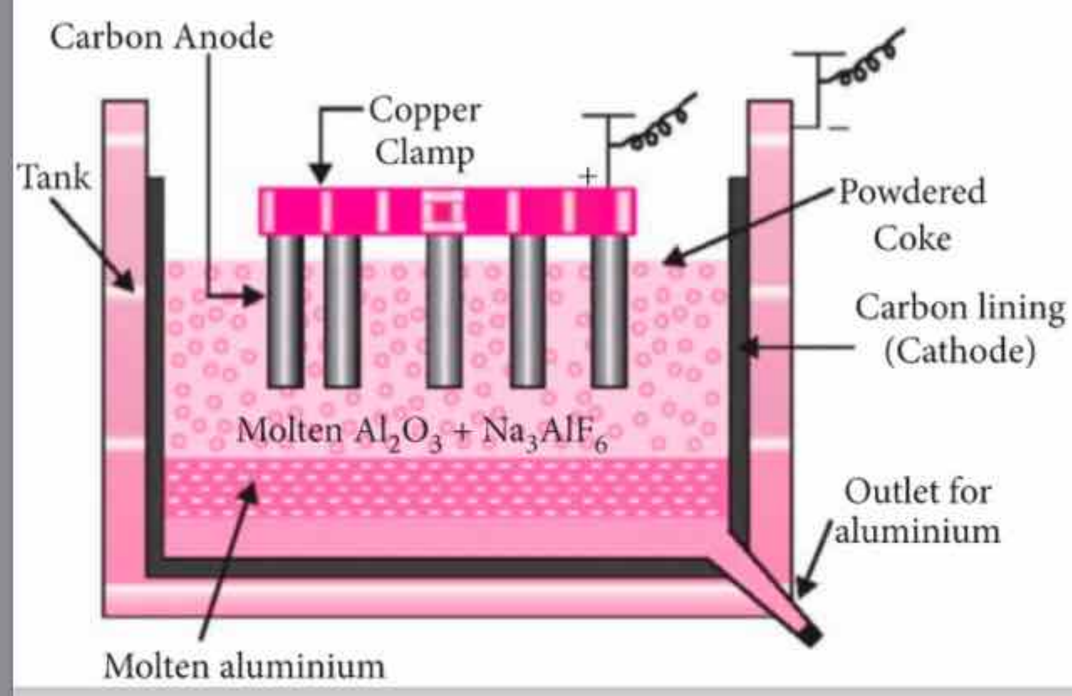

Aluminium (Al)

(Hall – Heroult process)

- Process of obtaining aluminium by electrolysis of a mixture of purified alumina, cryolite and fluorspar.

Purified alumina is obtained by calcination of bauxite ore ($Al_2O_3.xH_2O$).

Electrolytic reactions involved :

Cathode: $Al^{3+}_{(melt)} + 3e^- \rightarrow Al_{(l)}$

Anode: $C_{(s)} + O^{2-}_{(melt)} \rightarrow CO_{(g)} + 2e^-$

$C_{(s)} + 2O^{2-}_{(melt)} \rightarrow CO_{2(g)} + 4e^-$